


SELECTOR SWITCH ASSEMBLY  
9500150100

STARTER  
140M+ amps

CONTACTOR  
100-C09 + voltage




ENCLOSURE  
3600350000

TERMINAL STOP  
9500400000

TERMINAL  
9500380000

TERMINAL  
GROUND  
9500410000



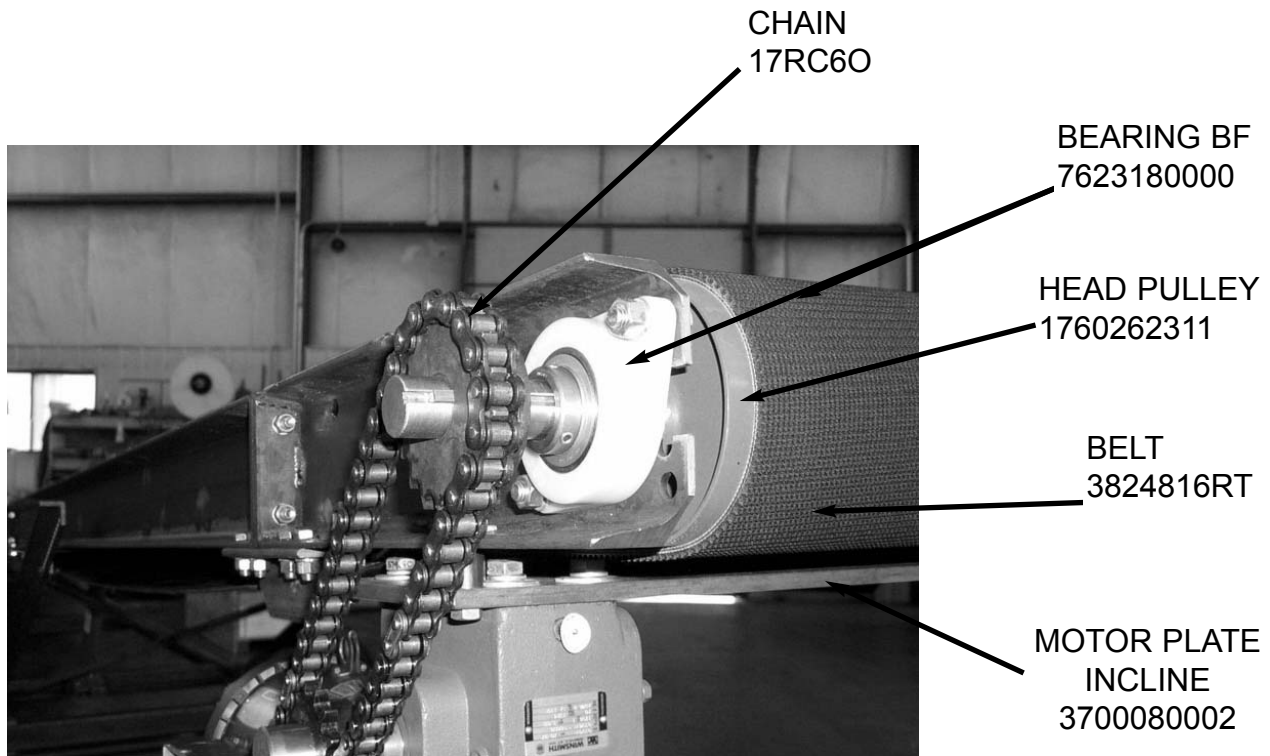
TAIL PULLEY  
(NOT SHOWN)  
1760262320

BEARING TAKE UP  
7623160021

FRAME, BEARING TAKE-UP  
7623160020




CYLINDER  
3700011102




ROLLER FLATTENER IDLER  
0005000016

DRIVEN SPROCKET  
0020603020





CONVEYOR WITH PNEUMATIC TIRES  
IN LOWEST POSITION



HEAD PULLEY ASSEMBLY WITHOUT  
CONTROL PANEL INSTALLED



CONVEYOR STIFFENER BRACKET



X BRACKET ASSEMBLY