


Drive end back

Drive end front



Head Pulley Rear
0009000011

Roller 8V
0005000009


Drive End lower
bearing bracket
0009000007

Bevel Gear
0009000021

Head Pulley Front
0009000001

Bearing Take up
7623160003

Tail end front



Motor mounting channel
0009000016

Gear Box 40:1
3700581401

Chain Guard
00009000022

27" of 40# chain
0020400000



Drive end back

8" wide Belt
3800130000

Belt lacing 36"
5022750001

Sprocket for Pulley
0020000004


Sprocket for Motor
0020402412



Bearing Head Pulley
7623160000

Drive end back

Tail End




Tail Pulley
0009000010


Bearing Adjustment rods
0009000025

Adjusting Nuts
0009000020


Tail End Lower Bearing
Bracket
0009000008



Gear box
3700581401



Motor 1/2 HP 90VDC
0012003330
Motor 1 HP 90VDC
0012003331



Selector Switch/
contact block
9500100001F

Resistor for KB
3700610003 1/2 HP
3700610008 1 HP

KBIC DC Controller
3700610612 1/2 HP
3700610010 1 HP

ABC8 fuse for KB
17ABC8

Potionmeter for KB
3700610004

If conveyor is supplied
with pedestal
Overload
(specify amp range)

If conveyor is supplied
with pedestal
Motor starter 110 coil
100-C09-UKD10

If conveyor is
supplied
with
pedestal
Terminal block
9500380000

GMA 10 fuse 7800552010
GMA 15 fuse 7800552015

900V SERIES CONVEYOR PARTS LIST

PART #	DESCRIPTION	CODE	QTY.
0005000009	Roller 8V	R	44
0009000001	Head Pulley front	R	1
0009000007	Drive End lower bearing bracket	R	1
0009000008	Tail End Lower bearing bracket	R	1
0009000010	Tail pulley	R	2
0009000011	Head Pulley Rear	R	1
0009000012	Head pulley cover front	N	
0009000013	Head Pulley cover rear	N	1
0009000016	Motor Mounting Channel	R	1
0009000019	Adjusting Nut Mtg Bracket	N	2
0009000020	Adjusting Nut	R	4
0009000021	Bevel Gear	R	2
0009000022	Chain guard	R	1
0009000025	Bearing Adjustment Rod	R	4
0009082003	Front lower roller mtg bracket	N	
0012003330	Motor 1/2 HP 90VDC (10 ft & shorter	R	1
0012003331	Motor 1 HP 90VDC (12 ft & longer)		
0020000004	Sprocket for Pulley 40B30X1	R	1
0020402141	Sprocket for motor 40B 24 7		
0020402412	Sprocket for Motor	R	1
3700581401	Gear Box 40:1 Leeson	R	1
3700610012	KBIC DC Controller 1/2HP		
3700610010	KBIC DC Controller 1 HP	R	1
3700610003	Resistor 1/2 HP for KB	R	1
3700610008	Resistor 1 HP for KB	R	1
3700610004	Potentiometer for KB	R	1
5022750004	Belt Lacing 36"	R	0.22
7623160000	Bearing Head Pulley	R	4
7623160003	Bearing - Take up	R	4
9500100001F	Selector switch/contact block	R	1.00
17ABC8	ABC8 fuse for KB	R	2
7800552010	GMA10 fuse	R	5
7800552015	GMA 15 fuse	R	5
0020400000	27" of #40 chain	R	1
3800130000	Belting 8" wide (specify length)	R	Varies

900V SERIES CONVEYOR PARTS LIST

The following parts are included if a pedestal is supplied with conveyor

	9500380000	Terminal Block		
		Overload (specify amp range)		
	100-C09-UKD10	Motor starter 110 coil		

N -- NOT SHOWN IN PHOTO

R -- RECOMMENDED SPARE PART